




## CAMBRIDGE CITY COUNCIL CLIMATE CHANGE RATING TOOL

### What You Need to Do:




The spreadsheet on the next tab has been designed to help you consider the climate change implications of a new project, proposal or recommendation. **All project appraisal forms, Committee reports and budget proposals require a climate change rating.**

When rating the climate change implications of your project/ proposal, there are two issues to consider:

#### 1. Impact on carbon emissions - will the project/ proposal:

* <b>Reduce</b> the overall amount of energy being used / waste being produced/ emissions due to transport?		<b>POSITIVE IMPACT</b>
* <b>Increase</b> the overall amount of energy being used / waste being produced/ emissions due to transport		<b>NEGATIVE IMPACT</b>
* <b>Have no effect</b> on the amount of energy being used/ waste being produced/ emissions due to transport?		<b>NIL IMPACT</b>

#### 2. Impact on resilience to the effects of climate change - will the project/ proposal:

* <b>Increase</b> the ability of Cambridge City & its residents to withstand the effects of climate change?		<b>POSITIVE IMPACT</b>
* <b>Reduce</b> the ability of Cambridge City & its residents to withstand the effects of climate change?		<b>NEGATIVE IMPACT</b>
* <b>Have no effect</b> on the ability of Cambridge City & its residents to the withstand the effects of climate change?		<b>NIL IMPACT</b>

The tool requires you to consider these issues with reference to **8 different criteria** e.g.: Energy Use; Waste Generation; Exposure to Heat Waves; Flooding, etc. *Not all of these criteria will necessarily be relevant to your project/ proposal.* Where a specific criteria is not relevant to your project/ proposal, assign a 'Nil' rating.

Where you identify either a positive or a negative impact, you are required to assess whether this impact will be **High, Medium or Low**.

There is some guidance on the next tab to help you distinguish between High, Medium and Low impacts.

### Results:

Once you have applied a rating to each of the 8 assessment criteria, **you decide the overall rating your project/ proposal should have.**

If your project has negative as well as positive impacts, you decide what the overall rating should be by weighing the positive and negative impacts, but you must explain how the overall rating given to your project/ proposal has been derived.

It is also compulsory to highlight any negative environmental impacts your project may have, which may have been 'masked' by the overall rating. You may do this in the commentary box below your rating.

### Tips:

1. Concentrate on the most significant issues - there is the potential to consider the appraisal in a very detailed way. This should be avoided at this stage.
2. Where you have identified a negative impact, think about how you are going to manage or mitigate this impact and explain this in your report.

If you require assistance in completing the Rating Tool, please contact the Climate Change Officer on ext. 7176.

[Contact Climate Change Officer by email](#)

Once you have completed the Rating Tool, please email it to the Climate Change Officer.